

Portfolio factsheet

Vanguard BlendedLife Dynamic 40% Equity MPS

As at 31 March 2026

Investment objective* and policy highlights

The BlendedLife Dynamic 40% Equity MPS seeks long-term capital growth through a globally diversified portfolio of active and passive funds across equities, bonds and a fixed allocation to cash. The 40% target equity exposure may increase or decrease by up to 5%. The portfolio follows a dynamic asset allocation approach, informed by Wellington Management's investment views.

Performance

Annualised performance

%, GBP, net of all-in fee⁴, as at 31 March 2026

	YTD	1m	3m	6m	1yr	3yrs	5yrs	10yrs	Since inc.
BlendedLife Dynamic 40% Equity MPS	-	-	-	-	-	-	-	-	-

12-month return to:

%, GBP, net of all-in fee⁴

	31 Mar 2022	31 Mar 2023	31 Mar 2024	31 Mar 2025	31 Mar 2026
BlendedLife Dynamic 40% Equity MPS	-	-	-	-	-

Statistics since inception

%, GBP, net of all-in fee⁴, as at 31 March 2026

	Cumulative return	Largest annual gain	Lowest annual performance	Monthly Volatility
BlendedLife Dynamic 40% Equity MPS	-	-	-	-

Regulations require a full 12-month track record before we can show performance. Performance will be shown after 16 December 2026.

Past performance is not a reliable indicator of future results.

Source: Vanguard (Data as of 31/03/2026)

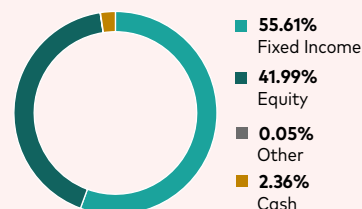
*The Model Portfolio's investment objective is defined at the portfolio level and therefore differs from the individual investment objectives of the underlying funds, each of which is governed by its own regulatory objective and policy and can be found in the Prospectus and KIIDs.

This is directed at professional investors and should not be distributed to or relied upon by retail investors.

This is designed for use by and is directed only at persons resident in the UK.

Portfolio information

Asset allocation



Portfolio facts

Number of holdings	23,254
Domicile	UK
UK Reporting Status ¹	Yes
Inception date	16/12/2025
Use of income	Accumulating

Fees

Ongoing Charges Figure (OCF ²)	0.23%
Annual portfolio charge ³	0.15%
All-in fee ⁴	0.38%

Platform availability

7IM, Aegon ARC, Aviva, ABRDN Wrap, Transact, Quilter

Risk ratings⁵

Defaqto	4
Dynamic Planner	4
EValue (1-10, 15 years)	4
Finametrica	45-56
Oxford Risk (of 5)	2
Oxford Risk (of 7)	3

¹For underlying funds.

²The Ongoing Charges Figure (OCF) covers the Annual Management Charge (AMC) together with administration, audit, depository, legal, registration and regulatory expenses incurred in respect of the underlying funds. The managed portfolio service OCF is created by weighting and combining the underlying fund OCFs. It excludes transaction or dealing costs of the underlying funds.

³The annual portfolio charge covers the discretionary management of the managed portfolio service, ongoing oversight, and regular rebalancing of the portfolios. The portfolio charge is exclusive of VAT and any adviser, platform, or dealing charges.

⁴All-in fee is the summation of the underlying OCFs and the model portfolio annual portfolio charge. It is not inclusive of transaction costs, nor any platform or advisory fees.

⁵Defaqto data as at March 2026; Dynamic Planner as at March 2026; EValue data as at Q1 2026; Finametrica data as at 24 February 2026; Oxford Risk data as at 19 February 2026.

Portfolio factsheet (continued)

Vanguard BlendedLife Dynamic 40% Equity MPS

As at 31 March 2026

Breakdowns

Breakdown of underlying funds

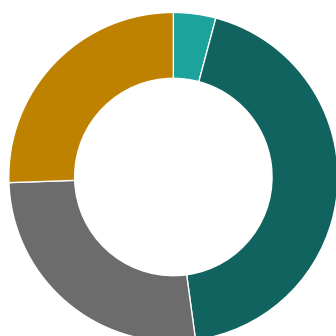
	(%)
Equity allocation	42.2
Vanguard U.S. Equity Index Fund GBP Acc	13.1
Pzena US Large Cap Value Fund GBP Acc	5.8
Vanguard Emerging Markets Stock Index Fund GBP Acc	5.4
Vanguard Global Emerging Markets Fund GBP Acc	3.8
PGIM Jennison US Growth Fund GBP V Acc	3.5
MFS Meridian Funds Continental European Equity Fund WS1 GBP	2.5
Baillie Gifford American Fund N Acc	2.3
Lazard Japanese Strategic Equity Fund V GBP Acc	1.8
Vanguard Japan Stock Index Fund GBP Acc	1.3
Vanguard Pacific ex-Japan Stock Index Fund GBP Acc	1.1
Vanguard FTSE Developed Europe ex-U.K. Equity Index Fund GBP Acc	1.0
Vanguard FTSE U.K. All Share Index Unit Trust GBP Acc	0.3
Schroder Prime UK Equity Fund GBP Acc	0.3

Approach

Active Passive

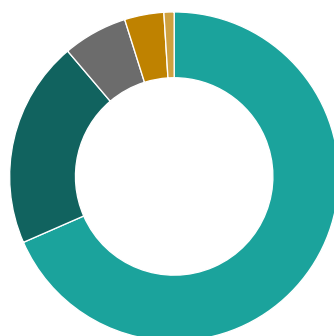
	(%)
Fixed Income allocation	55.8
Vanguard US Government Bond Index Fund GBP Hedged Acc	16.9
Vanguard Euro Government Bond Index Fund GBP Hedged Acc	10.9
Vanguard Global Credit Bond Fund Institutional GBP Hedged Acc	8.4
Vanguard Japan Government Bond Index Fund GBP Hedged Acc	6.0
Vanguard US Investment Grade Credit Index Fund GBP Hedged Acc	3.8
Vanguard Emerging Markets Bond Fund Institutional Plus GBP Hedged Acc	3.2
Vanguard Global Strategic Bond Fund Institutional Plus GBP Hedged Acc	3.0
Vanguard UK Government Bond Index Fund GBP Acc	2.4
Vanguard Euro Investment Grade Bond Index Fund GBP Hedged Acc	1.1
Vanguard UK Investment Grade Bond Index Fund GBP Acc	0.3
Cash	2.0

Fixed income maturity breakdown



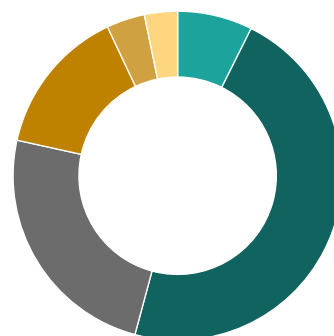
- 4.2% Under 1 year
- 43.7% 1-5 years
- 26.6% 5-10 years
- 25.6% Over 10 years

Fixed income issuer breakdown¹



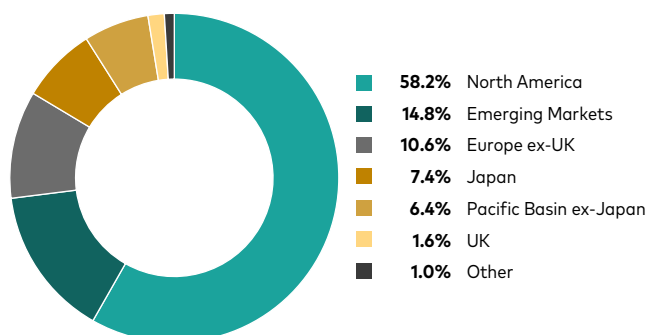
- 68.4% Government
- 20.4% Corporate
- 6.4% Government Related
- 1.0% Securitised
- 3.9% Other

Fixed income quality breakdown



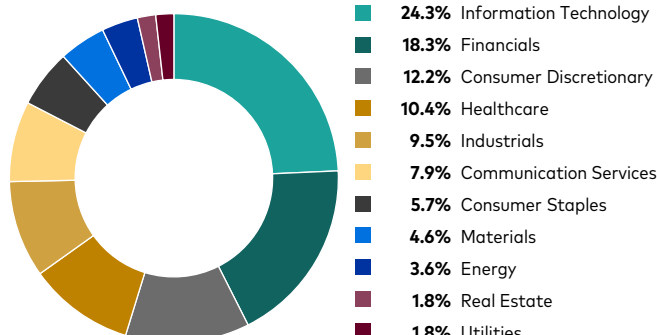
- 7.4% AAA
- 46.8% AA
- 24.3% A
- 14.5% BBB
- 3.8% Less than BBB
- 3.3% Not rated

Equity regional breakdown



- 58.2% North America
- 14.8% Emerging Markets
- 10.6% Europe ex-UK
- 7.4% Japan
- 6.4% Pacific Basin ex-Japan
- 1.6% UK
- 1.0% Other

Equity sector breakdown



- 24.3% Information Technology
- 18.3% Financials
- 12.2% Consumer Discretionary
- 10.4% Healthcare
- 9.5% Industrials
- 7.9% Communication Services
- 5.7% Consumer Staples
- 4.6% Materials
- 3.6% Energy
- 1.8% Real Estate
- 1.8% Utilities

Source: Vanguard (Data as of 31/03/2026)

¹ Issuer breakdown: Sovereign / Government includes Sovereign, Treasury. Government Related includes Provincials, Municipals, Agencies, Local Authority, Supranational. Corporate includes Financial Institutions, Industrials, Utilities. Securitised includes ABS, CMBS, Mortgage Backed Pass through.

Note: breakdowns may not add up to 100% due to rounding. Equity and fixed income breakdowns are provided on a look-through basis. Holdings are provided at the fund level.

This is directed at professional investors and should not be distributed to or relied upon by retail investors.

This is designed for use by and is directed only at persons resident in the UK.

Key investment risks

The value of investments, and the income from them, may fall or rise and investors may get back less than they invested. The price or value of investments may fluctuate significantly. The value of equities and bonds can be affected by factors such as stock market movements, interest rates, credit spreads and volatility. Other driving factors include political, economic news, company earnings and significant corporate events.

Risks related to the underlying funds. The below represent the main risks of investing in the underlying funds. For further information on the risks of the underlying funds, please refer to the prospectus and KIID of the underlying funds. The KIID for each fund is available, alongside the prospectus via the fund manager's website <https://global.vanguard.com/>. For third-party funds, please visit the respective provider's website.

Concentration risk. Investment risk is concentrated in specific sectors, countries, currencies or companies. This means the Fund is more sensitive to any localised economic, market, political or regulatory events.

Counterparty risk. The insolvency of any institutions providing services such as safekeeping of assets or acting as counterparty to derivatives or other instruments, may expose the Fund to financial loss.

Currency exchange risk. Movements in currency exchange rates can adversely affect the return of your investment.

Emerging markets risk. Emerging markets are generally more sensitive to economic and political conditions than developed markets. Other factors include greater 'Liquidity Risk', restrictions on investment or transfers of assets and failed/delayed delivery of securities or payments to the Fund.

Liquidity risk. Lower liquidity means there are insufficient buyers or sellers to allow the Fund to sell or buy investments readily. This could cause the Fund to incur higher costs when buying or selling investments or could mean that the Fund is not able to buy or sell investments when it would like to do so.

Model risk. This is the potential for errors in the model's design, incorrect inputs or misinterpretation of results.

Important information

This is a marketing communication.

This is directed at professional investors and should not be distributed to, or relied upon by retail investors.

For further information on the investment policies and risks of the underlying funds, please refer to the prospectus and KIID of the underlying funds. For Vanguard funds, the KIID for each fund is available, alongside the prospectus via Vanguard's website <https://global.vanguard.com/>. For third-party funds, please visit the respective provider's website.

This is designed for use by, and is directed only at, persons resident in the UK.

The information contained herein is not to be regarded as an offer to buy or sell or the solicitation of any offer to buy or sell securities in any jurisdiction where such an offer or solicitation is against the law, or to anyone to whom it is unlawful to make such an offer or solicitation, or if the person making the offer or solicitation is not qualified to do so. The information is general in nature and does not constitute legal, tax, or investment advice. Potential investors are urged to consult their professional advisers on the implications of making an investment in, holding or disposing of "units/shares", and the receipt of distribution from any investment.

The Manager of the Ireland domiciled funds may determine to terminate any arrangements made for marketing the shares in one or more jurisdictions in accordance with the UCITS Directive, as may be amended from time-to-time.

For investors in UK domiciled funds, a summary of investor rights can be obtained via <https://www.vanguard.co.uk/content/dam/intl/europe/documents/en/Vanguard-InvestorsRightsSummaryUKFUNDSJan22.pdf> and is available in English.

For investors in Ireland domiciled funds, a summary of investor rights can be obtained via <https://www.ie.vanguard/content/dam/intl/europe/documents/en/vanguard-investors-rights-summary-irish-funds-jan22.pdf> and is available in English, German, French, Spanish, Dutch and Italian.

London Stock Exchange Group companies include FTSE International Limited ("FTSE"), Frank Russell Company ("Russell"), MTS Next Limited ("MTS"), and FTSE TMX Global Debt Capital Markets Inc. ("FTSE TMX"). All rights reserved. "FTSE", "Russell", "MTS", "FTSE TMX" and "FTSE Russell" and other service marks and trademarks related to the FTSE or Russell indexes are trademarks of the London Stock Exchange Group companies and are used by FTSE, MTS, FTSE TMX and Russell under licence. All information is provided for information purposes only. No responsibility or liability can be accepted by the London Stock Exchange Group companies nor its licensors for any errors or for any loss from use of this publication. Neither the London Stock Exchange Group companies nor any of its licensors make any claim, prediction, warranty or representation whatsoever, expressly or impliedly, either as to the results to be obtained from the use of the FTSE or Russell indexes or the fitness or suitability of the indexes for any particular purpose to which they might be put.

Issued by Vanguard Asset Management Limited, which is authorised and regulated in the UK by the Financial Conduct Authority.

© 2026 Vanguard Asset Management Limited. All rights reserved.

Reference number: 5262718

Connect with Vanguard®

global.vanguard.com

Vanguard®