

# Vanguard LifeStrategy 60% Equity MPS Global

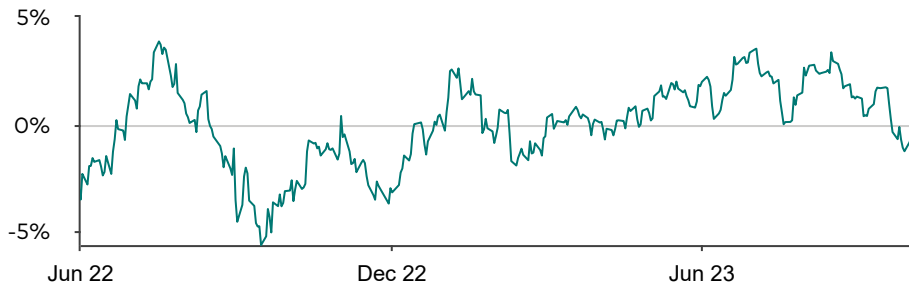
Vanguard

31 October 2023

## Model portfolio objective

The Vanguard LifeStrategy 60% Equity MPS Global Model Portfolio ("LifeStrategy 60% Global") seeks to hold investments that will increase in value through a portfolio comprising approximately 60% shares and 40% bonds, through a globally diversified allocation with no specific home-bias to the UK or any other country or region.

## Cumulative performance chart



LifeStrategy 60% Equity MPS Global

## Cumulative performance table

	3m	6m	1yr	3yrs	5yrs	10yrs
LifeStrategy 60% Equity MPS Global	-3.90%	-0.78%	2.60%	-	-	-

## Discrete performance table

	Oct 18 - Oct 19	Oct 19 - Oct 20	Oct 20 - Oct 21	Oct 21 - Oct 22	Oct 22 - Oct 23
LifeStrategy 60% Equity MPS Global	-	-	-	-	2.60%

## Model portfolio statistics

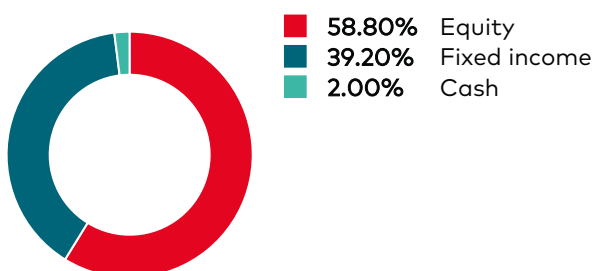
	Annualised return (since inception)	Largest annual gain (since inception)	Lowest annual performance (since inception)	Volatility (5 years)
LifeStrategy 60% Equity MPS Global	-0.40%	7.56%	-3.55%	-

Past performance is not a reliable indicator of future results.

Source: Vanguard (06/06/2022 to 31/10/2023)

Daily returns have been used in the calculations and all results shown are in GBP, NAV to NAV, net of fees with income reinvested. The LifeStrategy 60% Equity MPS Global Model Portfolio performance is inclusive of the 0.20% annual portfolio charge and the blended OCF of the underlying index funds. Performance is not inclusive of any platform or advisory fees.

## Asset allocation breakdown (as at 31/10/2023)



Source: Vanguard

## Model portfolio information

CitiCode	SLQS
Underlying OCF <sup>1</sup>	0.12%
Annual portfolio charge <sup>2</sup>	0.10%
All-in fee <sup>3</sup>	0.22%
No of holdings	34862
Inception date	06/06/2022
Base currency	GBP

## Platform availability

7iM, Aegon, Aegon Retirement Choices (ARC), Aviva, Fidelity FundsNetwork, Novia, Nucleus, Quilter, Standard Life, Transact

## Risk ratings (as at 31/10/2023)

Defaqto	5
Dynamic Planner	5
Finametrica	54-65
Oxford Risk (of 5)	3
Oxford Risk (of 7)	4
Synaptic (1-5)	3.40
Synaptic (1-10)	5

## Notes:

<sup>1</sup> Underlying OCF - is the ongoing charge that includes management fees and costs incurred to manage each underlying fund used in the model portfolio. Transaction costs are incurred when the funds buy or sell holdings, and includes expenses such as broker commissions.

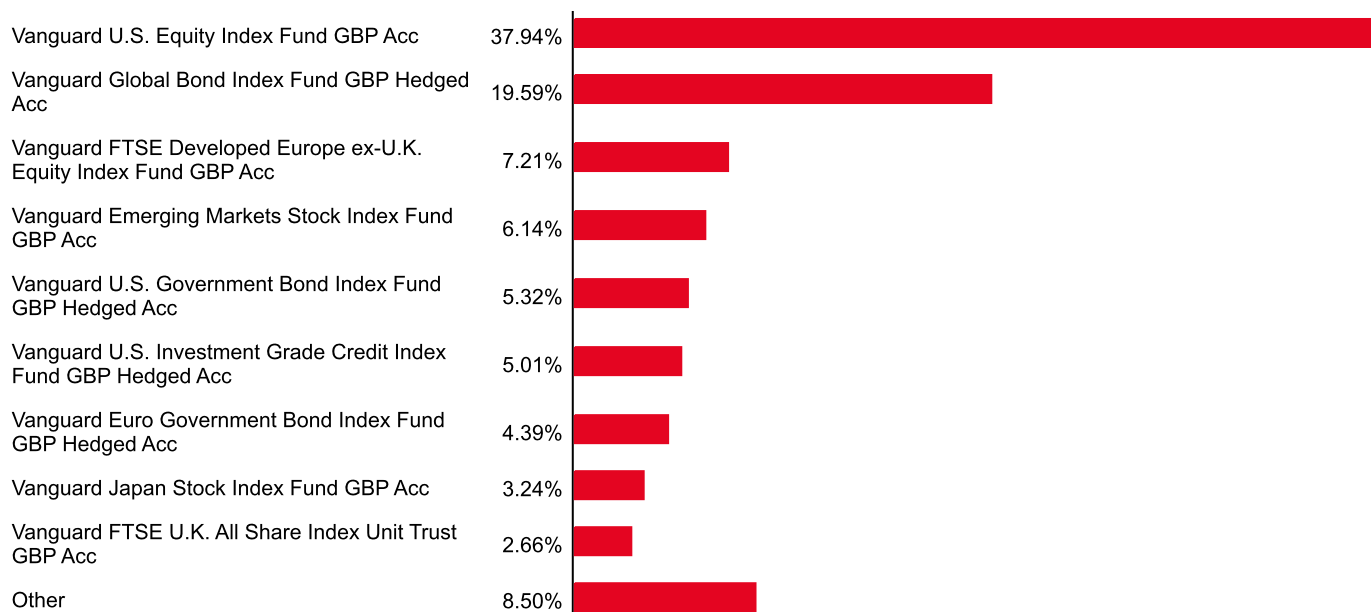
<sup>2</sup> Annual portfolio charge - is the ongoing charge to run the stated model portfolio.

<sup>3</sup> All-in fee - is the summation of the underlying OCFs and the model portfolio annual portfolio charge.

# Vanguard LifeStrategy 60% Equity MPS Global

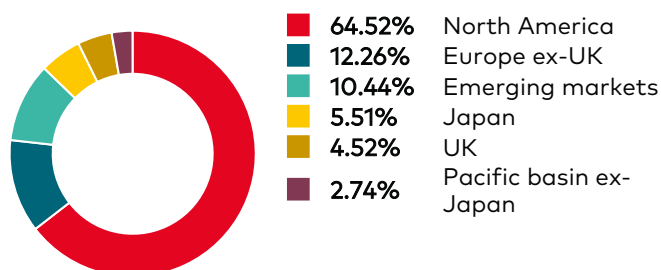
31 October 2023

## Model portfolio breakdown (as at 31/10/2023)



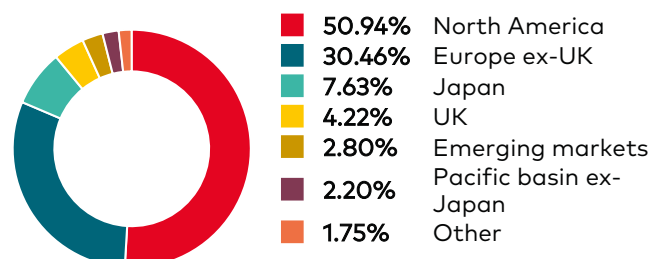
Source: Vanguard

## Equity regional breakdown (as at 31/10/2023)



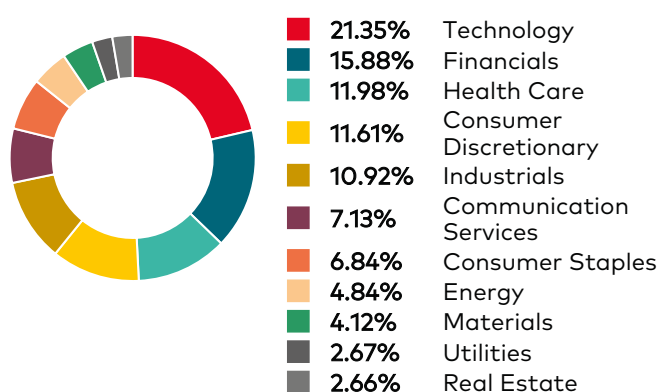
Source: Vanguard

## Fixed income regional breakdown (as at 31/10/2023)



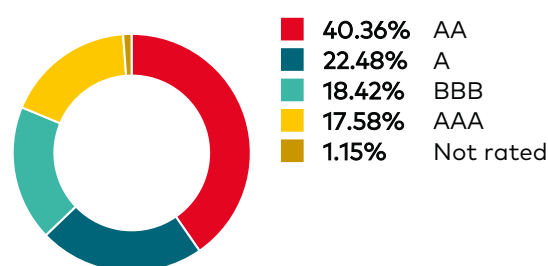
Source: Vanguard

## Equity sector breakdown (as at 31/10/2023)



Source: Vanguard

## Fixed income quality breakdown (as at 31/10/2023)



Source: Vanguard

# Vanguard LifeStrategy 60% Equity MPS Global

31 October 2023

Note: breakdowns may not add up to 100% due to rounding.

## Investment risk information

The value of investments, and the income from them, may fall or rise and investors may get back less than they invested.

Past performance is not a reliable indicator of future results.

Some funds invest in emerging markets which can be more volatile than more established markets. As a result the value of your investment may rise or fall.

Investments in smaller companies may be more volatile than investments in well-established blue chip companies.

The Vanguard LifeStrategy® Funds may invest in Exchange Traded Fund (ETF) shares.

ETF shares can be bought or sold only through a broker. Investing in ETFs entails stockbroker commission and a bid- offer spread which should be considered fully before investing.

Funds investing in fixed interest securities carry the risk of default on repayment and erosion of the capital value of your investment and the level of income may fluctuate. Movements in interest rates are likely to affect the capital value of fixed interest securities. Corporate bonds may provide higher yields but as such may carry greater credit risk increasing the risk of default on repayment and erosion of the capital value of your investment. The level of income may fluctuate and movements in interest rates are likely to affect the capital value of bonds.

The Funds may use derivatives in order to reduce risk or cost and/or generate extra income or growth. The use of derivatives could increase or reduce exposure to underlying assets and result in greater fluctuations of the Fund's net asset value. A derivative is a financial contract whose value is based on the value of a financial asset (such as a share, bond, or currency) or a market index.

For further information on risks please see the "Risk Factors" section of the prospectus on our website at <https://global.vanguard.com>

## Important information

For further information on the fund's investment policies and risks, please refer to the prospectus of the UCITS and to the KIID before making any final investment decisions. The KIID for this fund is available, alongside the prospectus via Vanguard's website <https://global.vanguard.com>

For further information on the fund's investment policy, please refer to the Key Investor Information Document ("KIID"). The KIID and the Prospectus for this fund is available from Vanguard via our website <https://www.vanguardinvestor.co.uk>

Vanguard Asset Management, Limited only gives information on products and services and does not give investment advice based on individual circumstances. If you have any questions related to your investment decision or the suitability or appropriateness for you of the product[s] described in this document, please contact your financial adviser.

This document is designed for use by and is directed only at persons resident in the UK.

The information contained in this document is not to be regarded as an offer to buy or sell or the solicitation of any offer to buy or sell securities in any jurisdiction where such an offer or solicitation is against the law, or to anyone to whom it is unlawful to make such an offer or solicitation, or if the person making the offer or solicitation is not qualified to do so. The information in this document is general in nature and does not constitute legal, tax, or investment advice. Potential investors are urged to consult their professional advisers on the implications of making an investment in, holding or disposing of shares and /or units of, and the receipt of distribution from any investment.

The information contained in this document is for educational purposes only and is not a recommendation or solicitation to buy or sell investments.

The Authorised Corporate Director for Vanguard LifeStrategy Funds ICVC is Vanguard Investments UK, Limited. Vanguard Asset Management, Limited is a distributor of Vanguard LifeStrategy Funds ICVC.

For investors in UK domiciled funds, a summary of investor rights can be obtained via <https://www.vanguard.co.uk/content/dam/intl/europe/documents/en/Vanguard-InvestorsRightsSummaryUKFUNDSJan22.pdf> and is available in English.

Issued by Vanguard Asset Management Limited, which is authorised and regulated in the UK by the Financial Conduct Authority.

© 2022 Vanguard Asset Management Limited. All rights reserved.